



Introductory sub-table (I)(a)

Name of the Company: M/s SHARAT INDUSTRIES LTD

Script Code, Name of the scrip, class of security: EQUITY SHARES

Quarter ended: 31ST DECEMBER 2014

Partly paid-up shares:- As a % of total no. of partly paid-up shares As a % of total no. of shares of the company

Held by promoter/promoter group	0	#DIV/0!	
Held by public	0	#DIV/0!	0
<b>Total</b>	<b>0</b>	<b>#DIV/0!</b>	<b>0</b>

Outstanding convertible securities:- As a % of total no. of outstanding convertible securities As a % of total no. of shares of the company, assuming full conversion of the convertible securities

Held by promoter/promoter group	0	#DIV/0!	
Held by public	0	#DIV/0!	0
<b>Total</b>	<b>0</b>	<b>#DIV/0!</b>	<b>0</b>

Warrants:- No. of warrants As a % of total no. of warrants As a % of total no. of shares of the company, assuming full conversion of warrants

Held by promoter/promoter group	0	#DIV/0!	
Held by public	0	#DIV/0!	0
<b>Total</b>	<b>0</b>	<b>#DIV/0!</b>	<b>0</b>

Total paid-up capital of the company, assuming full conversion of warrants and convertible securities

220125000

*Edh...*



REVENUE  
DEPARTMENT

Sr.No	Notes
1	
2	
3	
4	
5	
6	
7	
8	
9	

*S. S. S.*




(1)(b) Statement showing holding of securities (including shares, warrants, convertible securities) of persons belonging to the category "Promoter and Promoter Group"

**LIST ENCLOSED**

Sr. No.	Name of the shareholder	Details of Shares held		Encumbered shares (*)		Details of warrants		Details of convertible securities		Total shares (including underlying shares assuming full conversion of warrants and convertible securities) as a % of diluted share capital	
		Number of shares held	As a % of grand total (A) + (B) + (C)	No.	As a percentage (VI) = (VI)/(III) * 100	As a % of grand total (A) + (B) + (C) of sub-clause (I)(a)	Number of warrants held	As a % of total number of warrants of the same class	Number of convertible securities held		As a % of total number of convertible securities of the same class
(i)	(ii)	(iii)	(iv)	(v)	(vi) = (v)/(iii) * 100	(vii)	(viii)	(ix)	(x)	(xi)	(xii)
1		0.00	0.00		#DIV/0!	0.00	#DIV/0!	#DIV/0!	#DIV/0!		
2		0.00	0.00		#DIV/0!	0.00	#DIV/0!	#DIV/0!	#DIV/0!		
3		0.00	0.00		#DIV/0!	0.00	#DIV/0!	#DIV/0!	#DIV/0!		
4		0.00	0.00		#DIV/0!	0.00	#DIV/0!	#DIV/0!	#DIV/0!		
5		0.00	0.00		#DIV/0!	0.00	#DIV/0!	#DIV/0!	#DIV/0!		
6		0.00	0.00		#DIV/0!	0.00	#DIV/0!	#DIV/0!	#DIV/0!		
7		0.00	0.00		#DIV/0!	0.00	#DIV/0!	#DIV/0!	#DIV/0!		
8		0.00	0.00		#DIV/0!	0.00	#DIV/0!	#DIV/0!	#DIV/0!		
9		0.00	0.00		#DIV/0!	0.00	#DIV/0!	#DIV/0!	#DIV/0!		
10		0.00	0.00		#DIV/0!	0.00	#DIV/0!	#DIV/0!	#DIV/0!		
11											
<b>TOTAL</b>		<b>0</b>	<b>0.00</b>	<b>0</b>	<b>#DIV/0!</b>	<b>0.00</b>	<b>0</b>	<b>#DIV/0!</b>	<b>0</b>	<b>#DIV/0!</b>	<b>0</b>

(\*) The term "encumbrance" has the same meaning as assigned to it in regulation 28(3) of the SAST Regulations, 2011

*[Handwritten Signature]*



(D)(c)(i) Statement showing holding of securities (including shares, warrants, convertible securities) of persons belonging to the category "Public" and holding more than 1% of the total number of shares

NIL

Sr. No.	Name of the shareholder	Number of shares held	Shares as a percentage of total number of shares {i.e., Grand Total (A)+(B)+(C) indicated in Statement at para (I)(a) above}	Details of warrants		Details of convertible securities		Total shares (including underlying shares assuming full conversion of warrants and convertible securities) as a % of diluted share capital
				Number of warrants held	As a % total number of warrants of the same class	Number of convertible securities held	% w.r.t total number of convertible securities of the same class	
1			0.00		#DIV/0!		#DIV/0!	
2			0.00		#DIV/0!		#DIV/0!	
3			0.00		#DIV/0!		#DIV/0!	
4			0.00		#DIV/0!		#DIV/0!	
5			0.00		#DIV/0!		#DIV/0!	
6			0.00		#DIV/0!		#DIV/0!	
7			0.00		#DIV/0!		#DIV/0!	
8			0.00		#DIV/0!		#DIV/0!	
9			0.00		#DIV/0!		#DIV/0!	
10			0.00		#DIV/0!		#DIV/0!	
TOTAL		0	0.00	0	#DIV/0!	0	#DIV/0!	

*Handwritten signature*




(D)(c)(ii) Statement showing holding of securities (including shares, warrants, convertible securities) of persons (together with PAC) belonging to the category "Public" and holding more than 5% of the total number of shares of the company

NIL

Sr. No.	Name(s) of the shareholder(s) and the Persons Acting in Concert (PAC) with them	Number of shares	Shares as a percentage of total number of shares {i.e., Grand Total (A)+(B)+(C) indicated in Statement at para (I)(a) above}	Details of warrants		Details of convertible securities		Total shares (including underlying shares assuming full conversion of warrants and convertible securities) as a % of diluted share capital
				Number of warrants	As a % total number of warrants of the same class	Number of convertible securities held	% w.r.t total number of convertible securities of the same class	
1			0.00		#DIV/0!		#DIV/0!	
2			0.00		#DIV/0!		#DIV/0!	
3			0.00		#DIV/0!		#DIV/0!	
4			0.00		#DIV/0!		#DIV/0!	
5			0.00		#DIV/0!		#DIV/0!	
6			0.00		#DIV/0!		#DIV/0!	
7			0.00		#DIV/0!		#DIV/0!	
8			0.00		#DIV/0!		#DIV/0!	
9			0.00		#DIV/0!		#DIV/0!	
10			0.00		#DIV/0!		#DIV/0!	
TOTAL		0	0.00		0 #DIV/0!		0 #DIV/0!	0

*Ed Reddy*




(D)(d) Statement showing details of locked-in shares

NIL

Sr. No.	Name of the shareholder	Number of locked-in shares	Locked-in shares as a percentage of total number of shares {i.e., Grand Total (A)+(B)+(C) indicated in Statement at para (D)(a) above}
1			0.00
2			0.00
3			0.00
4			0.00
5			0.00
6			0.00
7			0.00
8			0.00
9			0.00
TOTAL			0.00

*Sharan*



(II)(a) Statement showing details of Depository Receipts (DRs)

NIL

Sr. No.	Type of outstanding DR (ADRs, GDRs, SDRs, etc.)	Number of outstanding DRs	Number of shares underlying outstanding DRs	Shares underlying outstanding DRs as a percentage of total number of shares {i.e., Grand Total (A)+(B)+(C) indicated in Statement at para (I)(a) above}
1				0.00
2				0.00
3				0.00
4				0.00
5				0.00
6				0.00
7				0.00
8				0.00
9				0.00
<b>TOTAL</b>		<b>0</b>	<b>0</b>	<b>0.00</b>

*CS Lakshmi*





(II)(b) Statement showing holding of Depository Receipts (DRs), where underlying shares held by "promoter/promoter group" are in excess of 1% of the total number of shares

NIL

Sr. No.	Name of the DR Holder	Type of outstanding DR (ADRs, GDRs, SDRs, etc.)	Number of shares underlying outstanding DRs	Shares underlying outstanding DRs as a percentage of total number of shares {i.e., Grand Total (A)+(B)+(C) indicated in Statement at para (I)(a) above}
1				0.00
2				0.00
3				0.00
4				0.00
5				0.00
6				0.00
7				0.00
8				0.00
9				0.00
TOTAL			0	0.00

*ES M...*

