


**Statement Showing Shareholding Pattern**

| Category code | Category of Shareholder   | Number of Shareholders | Table (I)(a)           |  | Total shareholding as a percentage of total number of shares |                            | Shares Pledged or otherwise encumbered |                 |
|---------------|---|------------------------|------------------------|--|--|----------------------------|--|-----------------|
|               |   |                        | Total number of shares | Number of shares held in dematerialized form | As a percentage of (A+B) <sup>1</sup>                        | As a percentage of (A+B+C) | Number of shares                       | As a percentage |
|               |   |                        |                        |  |  |                            |  |                 |
| (I)           | (II)  | (III)                  | (IV)                   | (V)  | (VI)   | (VII)                      | (VIII)                                 | (IX)            |
| (A)           | <b>Shareholding of Promoter and Promoter</b>  |                        |                        |  |  |                            |  |                 |
| 1             | <b>Indian</b>   |                        |                        |  |  |                            |  |                 |
| (a)           | Individuals/ Hindu Undivided Family   | 265                    | 9393800                | 0  | 42.67  | 42.67                      | 0                                      | 0.00            |
| (b)           | Central Government/ State Government(s)   | 0                      | 0                      | 0  | 0.00   | 0.00                       | 0                                      | 0               |
| (c)           | Bodies Corporate  | 3                      | 2155700                |  | 9.79   | 9.79                       | 0                                      | 0               |
| (d)           | Financial Institutions/ Banks   | 0                      | 0                      | 0  | 0.00   | 0.00                       | 0                                      | 0               |
| (e)           | Any Others(Specify)   | 0                      | 0                      | 0  | 0.00   | 0.00                       | 0                                      | 0               |
| (e-i)         |   | 0                      | 0                      | 0  | 0.00   | 0.00                       | 0                                      | 0               |
| (e-ii)        |   | 0                      | 0                      | 0  | 0.00   | 0.00                       | 0                                      | 0               |
|               |   |                        |                        |  |  |                            |  | 0.00            |
|               | <b>Sub Total(A)(1)</b>  | <b>268</b>             | <b>11549500</b>        | <b>0</b>                                     | <b>52.47</b>   | <b>52.47</b>               | <b>0</b>                               | <b>0.00</b>     |
| 2             | <b>Foreign</b>  |                        |                        |  |  |                            |  |                 |
| a             | Individuals (Non-Residents Individuals/ Foreign Individuals)                            | 118                    | 448000                 | 0  | 2.04   | 2.04                       | 0                                      | 0               |
| b             | Bodies Corporate  | 0                      | 0                      | 0  | 0.00   | 0.00                       | 0                                      | 0               |
| c             | Institutions  | 0                      | 0                      | 0  | 0.00   | 0.00                       | 0                                      | 0               |
| d             | Qualified Foreign Investor  | 0                      | 0                      | 0  | 0.00   | 0.00                       | 0                                      | 0               |
| e             | Any Others(Specify)   | 0                      | 0                      | 0  | 0.00   | 0.00                       | 0                                      | 0               |
| e-i           |   | 0                      | 0                      | 0  | 0.00   | 0.00                       | 0                                      | 0               |
| e-ii          |   |                        |                        |  |  |                            |  |                 |
|               | <b>Sub Total(A)(2)</b>  | <b>118</b>             | <b>448000</b>          | <b>0</b>                                     | <b>2.04</b>  | <b>2.04</b>                | <b>0</b>                               | <b>0.00</b>     |
|               | <b>Total Shareholding of Promoter and</b>   | <b>386</b>             | <b>11997500</b>        | <b>0</b>                                     | <b>54.50</b>   | <b>54.50</b>               | <b>0</b>                               | <b>0.00</b>     |
| (B)           | <b>Public shareholding</b>  |                        |                        |  |  |                            |  |                 |
| 1             | <b>Institutions</b>   |                        |                        |  |  |                            |  |                 |
| (a)           | Mutual Funds/ UTI   |                        |                        |  |  |                            |  |                 |
| (b)           | Financial Institutions / Banks  | 5                      | 70000                  | 0  | 0.32   | 0.32                       | 0                                      | 0.00            |
| (c)           | Central Government/ State Government(s)   | 0                      | 0                      | 0  | 0.00   | 0.00                       | 0                                      | 0               |
| (d)           | Venture Capital Funds   | 0                      | 0                      | 0  | 0.00   | 0.00                       | 0                                      | 0               |
| (e)           | Insurance Companies   | 0                      | 0                      | 0  | 0.00   | 0.00                       | 0                                      | 0               |
| (f)           | Foreign Institutional Investors   | 0                      | 0                      | 0  | 0.00   | 0.00                       | 0                                      | 0               |
| (g)           | Foreign Venture Capital Investors   | 0                      | 0                      | 0  | 0.00   | 0.00                       | 0                                      | 0               |
| (h)           | Qualified Foreign Investor  | 0                      | 0                      | 0  | 0.00   | 0.00                       | 0                                      | 0               |
| (i)           | Any Other (specify)   | 0                      | 0                      | 0  | 0.00   | 0.00                       | 0                                      | 0               |
| (i-ii)        |   | 0                      | 0                      | 0  | 0.00   | 0.00                       | 0                                      | 0               |
| (i-ii)        |   |                        |                        |  |  |                            |  |                 |
|               | <b>Sub-Total (B)(1)</b>   | <b>5</b>               | <b>70000</b>           | <b>0</b>                                     | <b>0.32</b>  | <b>0.32</b>                | <b>0</b>                               | <b>0.00</b>     |
| B 2           | <b>Non-institutions</b>   |                        |                        |  |  |                            |  |                 |
| (a)           | Bodies Corporate  | 104                    | 707200                 | 0  | 3.21   | 3.21                       | 0                                      | 0               |
| (b)           | Individuals   |                        |                        |  | 0.00   | 0.00                       | 0                                      | 0               |
| i             | Individuals -i. Individual shareholders holding nominal share capital up to Rs 1 lakh   | 36688                  | 8217400                | 0  | 37.33  | 37.33                      | 0                                      | 0               |
| ii            | Individual shareholders holding nominal share capital in excess of Rs. 1 lakh.          | 29                     | 1020400                | 0  | 4.64   | 4.64                       | 0                                      | 0               |
| (c)           | Qualified Foreign Investor  | 0                      | 0                      | 0  | 0.00   | 0.00                       | 0                                      | 0               |
| (d)           | Any Other (specify)   | 0                      | 0                      | 0  | 0.00   | 0.00                       | 0                                      | 0               |
| (d-i)         |   | 0                      | 0                      | 0  | 0.00   | 0.00                       | 0                                      | 0               |
| (d-ii)        |   |                        |                        |  |  |                            |  |                 |
|               | <b>Sub-Total (B)(2)</b>   | <b>36821</b>           | <b>9945000</b>         | <b>0</b>                                     | <b>45.18</b>   | <b>45.18</b>               | <b>0</b>                               | <b>0</b>        |
| (B)           | <b>Total Public Shareholding (B)= (B)(1)+(B)(2)</b>                                     | <b>36826</b>           | <b>10015000</b>        | <b>0</b>                                     | <b>45.50</b>   | <b>45.50</b>               | <b>0</b>                               | <b>0</b>        |
|               | <b>TOTAL (A)+(B)</b>  | <b>37212</b>           | <b>22012500</b>        | <b>0</b>                                     | <b>100.00</b>  | <b>100.00</b>              | <b>0</b>                               | <b>0</b>        |
| (C)           | <b>Shares held by Custodians and against which Depository Receipts have been issued</b> |                        |                        |  |  |                            |  |                 |
| 1             | Promoter and Promoter Group   | 0                      | 0                      | 0  | 0  | 0.00                       | 0                                      | 0               |
| 2             | Public  | 0                      | 0                      | 0  | 0  | 0.00                       | 0                                      | 0               |
|               | <b>Sub-Total (C)</b>  | <b>0</b>               | <b>0</b>               | <b>0</b>                                     | <b>0</b>   | <b>0</b>                   | <b>0</b>                               | <b>0</b>        |
|               | <b>GRAND TOTAL (A)+(B)+(C)</b>  | <b>37212</b>           | <b>22012500</b>        | <b>0</b>                                     | <b>100.00</b>  | <b>100.00</b>              | <b>0</b>                               | <b>0.00</b>     |

*S. K. S. S. S.*



| Sr.No | Notes |
|-------|-------|
| 1     |       |
| 2     |       |
| 3     |       |
| 4     |       |
| 5     |       |
| 6     |       |
| 7     |       |
| 8     |       |
| 9     |       |

*S. Rao*



(1)(b) Statement showing holding of securities (including shares, warrants, convertible securities) of persons belonging to the category "Promoter and Promoter Group"

**LIST ENCLOSED**

| Sr. No.      | Name of the shareholder | Details of Shares held |                                   | Encumbered shares (*) |                                   | Details of warrants     |   | Details of convertible securities     |   | Total shares (including underlying shares assuming full conversion of warrants and convertible securities) as a % of diluted share capital |       |
|--------------|-------------------------|------------------------|-----------------------------------|-----------------------|-----------------------------------|-------------------------|---|---------------------------------------|---|--|-------|
|              |                         | Number of shares held  | As a % of grand total (A)+(B)+(C) | No.                   | As a percentage (V)=(V)/(III)*100 | Number of warrants held | As a % total number of warrants of the same class | Number of convertible securities held | As a % total number of convertible securities of the same class |  |       |
| (i)          | (ii)                    | (iii)                  | (iv)                              | (v)                   | (vi)=(v)/(iii)*100                | (vii)                   | (viii)  | (ix)                                  | (x)   | (xi)   | (xii) |
| 1            |                         |                        | 0.00                              |                       | #DIV/0!                           | 0.00                    |   |                                       |   | #DIV/0!  |       |
| 2            |                         |                        | 0.00                              |                       | #DIV/0!                           | 0.00                    |   |                                       |   | #DIV/0!  |       |
| 3            |                         |                        | 0.00                              |                       | #DIV/0!                           | 0.00                    |   |                                       |   | #DIV/0!  |       |
| 4            |                         |                        | 0.00                              |                       | #DIV/0!                           | 0.00                    |   |                                       |   | #DIV/0!  |       |
| 5            |                         |                        | 0.00                              |                       | #DIV/0!                           | 0.00                    |   |                                       |   | #DIV/0!  |       |
| 6            |                         |                        | 0.00                              |                       | #DIV/0!                           | 0.00                    |   |                                       |   | #DIV/0!  |       |
| 7            |                         |                        | 0.00                              |                       | #DIV/0!                           | 0.00                    |   |                                       |   | #DIV/0!  |       |
| 8            |                         |                        | 0.00                              |                       | #DIV/0!                           | 0.00                    |   |                                       |   | #DIV/0!  |       |
| 9            |                         |                        | 0.00                              |                       | #DIV/0!                           | 0.00                    |   |                                       |   | #DIV/0!  |       |
| 10           |                         |                        | 0.00                              |                       | #DIV/0!                           | 0.00                    |   |                                       |   | #DIV/0!  |       |
| 11           |                         |                        | 0.00                              |                       | #DIV/0!                           | 0.00                    |   |                                       |   | #DIV/0!  |       |
| <b>TOTAL</b> |                         | 0                      | 0.00                              | 0                     | #DIV/0!                           | 0.00                    | 0   | #DIV/0!                               | 0   | #DIV/0!  | 0     |

(\*) The term "encumbrance" has the same meaning as assigned to it in regulation 28(3) of the SAST Regulations, 2011

*[Handwritten Signature]*




**(D)(c)(i) Statement showing holding of securities (including shares, warrants, convertible securities) of persons belonging to the category "Public" and holding more than 1% of the total number of shares**

**NIL**

| Sr. No.      | Name of the shareholder | Number of shares held | Shares as a percentage of total number of shares {i.e., Grand Total (A)+(B)+(C) indicated in Statement at para (I)(a) above} | Details of warrants     |   | Details of convertible securities     |  | Total shares (including underlying shares assuming full conversion of warrants and convertible securities) as a % of diluted share capital |
|--------------|-------------------------|-----------------------|--|-------------------------|---|---------------------------------------|--|--|
|              |                         |                       |  | Number of warrants held | As a % total number of warrants of the same class | Number of convertible securities held | % w.r.t total number of convertible securities of the same class |  |
| 1            |                         |                       | 0.00   |                         | #DIV/0!   |                                       | #DIV/0!  |  |
| 2            |                         |                       | 0.00   |                         | #DIV/0!   |                                       | #DIV/0!  |  |
| 3            |                         |                       | 0.00   |                         | #DIV/0!   |                                       | #DIV/0!  |  |
| 4            |                         |                       | 0.00   |                         | #DIV/0!   |                                       | #DIV/0!  |  |
| 5            |                         |                       | 0.00   |                         | #DIV/0!   |                                       | #DIV/0!  |  |
| 6            |                         |                       | 0.00   |                         | #DIV/0!   |                                       | #DIV/0!  |  |
| 7            |                         |                       | 0.00   |                         | #DIV/0!   |                                       | #DIV/0!  |  |
| 8            |                         |                       | 0.00   |                         | #DIV/0!   |                                       | #DIV/0!  |  |
| 9            |                         |                       | 0.00   |                         | #DIV/0!   |                                       | #DIV/0!  |  |
| 10           |                         |                       | 0.00   |                         | #DIV/0!   |                                       | #DIV/0!  |  |
|              |                         |                       |  |                         |   |                                       |  |  |
|              |                         |                       |  |                         |   |                                       |  |  |
|              |                         |                       |  |                         |   |                                       |  |  |
| <b>TOTAL</b> |                         | <b>0</b>              | <b>0.00</b>  | <b>0</b>                | <b>#DIV/0!</b>                                    | <b>0</b>                              | <b>#DIV/0!</b>   | <b>0</b>   |

*Handwritten signature*




(I)(c)(ii) Statement showing holding of securities (including shares, warrants, convertible securities) of persons (together with PAC) belonging to the category "Public" and holding more than 5% of the total number of shares of the company

NIL

| Sr. No. | Name(s) of the shareholder(s) and the Persons Acting in Concert (PAC) with them | Number of shares | Shares as a percentage of total number of shares (i.e., Grand Total (A)+(B)+(C) indicated in Statement at para (I)(a) above} | Details of warrants |   | Details of convertible securities     |  | Total shares (including underlying shares assuming full conversion of warrants and convertible securities) as a % of diluted share capital |
|---------|---|------------------|--|---------------------|---|---------------------------------------|--|--|
|         |   |                  |  | Number of warrants  | As a % total number of warrants of the same class | Number of convertible securities held | % w.r.t total number of convertible securities of the same class |  |
| 1       |   |                  | 0.00   |                     | #DIV/0!   |                                       | #DIV/0!  |  |
| 2       |   |                  | 0.00   |                     | #DIV/0!   |                                       | #DIV/0!  |  |
| 3       |   |                  | 0.00   |                     | #DIV/0!   |                                       | #DIV/0!  |  |
| 4       |   |                  | 0.00   |                     | #DIV/0!   |                                       | #DIV/0!  |  |
| 5       |   |                  | 0.00   |                     | #DIV/0!   |                                       | #DIV/0!  |  |
| 6       |   |                  | 0.00   |                     | #DIV/0!   |                                       | #DIV/0!  |  |
| 7       |   |                  | 0.00   |                     | #DIV/0!   |                                       | #DIV/0!  |  |
| 8       |   |                  | 0.00   |                     | #DIV/0!   |                                       | #DIV/0!  |  |
| 9       |   |                  | 0.00   |                     | #DIV/0!   |                                       | #DIV/0!  |  |
| 10      |   |                  | 0.00   |                     | #DIV/0!   |                                       | #DIV/0!  |  |
| TOTAL   |   | 0                | 0.00   | 0                   | #DIV/0!   | 0                                     | #DIV/0!  | 0  |

*Handwritten signature*



(I)(d) Statement showing details of locked-in shares

NIL

| Sr. No.      | Name of the shareholder | Number of locked-in shares | Locked-in shares as a percentage of total number of shares i.e., Grand Total (A)+(B)+(C) indicated in Statement at para (I)(a) above} |
|--------------|-------------------------|----------------------------|---|
| 1            |                         |                            | 0.00  |
| 2            |                         |                            | 0.00  |
| 3            |                         |                            | 0.00  |
| 4            |                         |                            | 0.00  |
| 5            |                         |                            | 0.00  |
| 6            |                         |                            | 0.00  |
| 7            |                         |                            | 0.00  |
| 8            |                         |                            | 0.00  |
| 9            |                         |                            | 0.00  |
| <b>TOTAL</b> |                         | 0                          | 0.00  |

*S. Lakshmi*



(II)(a) Statement showing details of Depository Receipts (DRs)

NIL

| Sr. No. | Type of outstanding DR<br>(ADRs, GDRs, SDRs, etc.) | Number of outstanding<br>DRs | Number of shares<br>underlying outstanding DRs | Shares underlying outstanding DRs as a<br>percentage of total number of shares<br>{i.e., Grand Total (A)+(B)+(C) indicated<br>in Statement at para (I)(a) above} |
|---------|--|------------------------------|--|--|
| 1       |  |                              |  | 0.00   |
| 2       |  |                              |  | 0.00   |
| 3       |  |                              |  | 0.00   |
| 4       |  |                              |  | 0.00   |
| 5       |  |                              |  | 0.00   |
| 6       |  |                              |  | 0.00   |
| 7       |  |                              |  | 0.00   |
| 8       |  |                              |  | 0.00   |
| 9       |  |                              |  | 0.00   |
| TOTAL   |  | 0                            | 0  | 0.00   |

*[Handwritten Signature]*



(11)(b) Statement showing holding of Depository Receipts (DRs), where underlying shares held by "promoter/promoter group" are in excess of 1% of the total number of shares

NIL

| Sr. No. | Name of the DR Holder | Type of outstanding DR (ADRs, GDRs, SDRs, etc.) | Number of shares underlying outstanding DRs | Shares underlying outstanding DRs as a percentage of total number of shares {i.e., Grand Total (A)+(B)+(C) indicated in Statement at para (1)(a) above} |
|---------|-----------------------|---|---|---|
| 1       |                       |   |   | 0.00  |
| 2       |                       |   |   | 0.00  |
| 3       |                       |   |   | 0.00  |
| 4       |                       |   |   | 0.00  |
| 5       |                       |   |   | 0.00  |
| 6       |                       |   |   | 0.00  |
| 7       |                       |   |   | 0.00  |
| 8       |                       |   |   | 0.00  |
| 9       |                       |   |   |   |
| TOTAL   |                       |   | 0   | 0.00  |

*C. S. Reddy*

