

Introductory sub-table (I)(a)

Name of the Company: M/s SHARAT INDUSTRIES LTD

Script Code, Name of the scrip, class of security: EQUITY SHARES

Quarter ended: 30TH SEPTEMBER 2014

Partly paid-up shares:-

	No. of partly paid-up shares	As a % of total no. of partly paid-up shares	As a % of total no. of shares of the company
Held by promoter/promoter group	0	#DIV/0!	0
Held by public	0	#DIV/0!	0
Total	0	#DIV/0!	0

Outstanding convertible securities:-


	No. of outstanding convertible securities	As a % of total no. of outstanding convertible securities	As a % of total no. of shares of the company, assuming full conversion of the convertible securities
Held by promoter/promoter group	0	#DIV/0!	0
Held by public	0	#DIV/0!	0
Total	0	#DIV/0!	0

Warrants:-

	No. of warrants	As a % of total no. of warrants	As a % of total no. of shares of the company, assuming full conversion of warrants
Held by promoter/promoter group	0	#DIV/0!	0
Held by public	0	#DIV/0!	0
Total	0	#DIV/0!	0

Total paid-up capital of the company, assuming full conversion of warrants and convertible securities

220125000



Statement Showing Shareholding Pattern


Category code	Category of Shareholder	Number of Shareholders	Table (I)(a)		Total shareholding as a percentage of total number of shares		Shares Pledged or otherwise encumbered	
			Total number of shares	Number of shares held in dematerialized form	As a percentage of (A+B) ¹	As a percentage of (A+B+C)	Number of shares	As a percentage
(I)	(II)	(III)	(IV)	(V)	(VI)	(VII)	(VIII)	(IX)
(A)	Shareholding of Promoter and Promoter							
1	Indian							
(a)	Individuals/ Hindu Undivided Family	265	9393800	0	42.67	42.67	0	0.00
(b)	Central Government/ State Government(s)	0	0	0	0.00	0.00	0	0
(c)	Bodies Corporate	3	2155700		9.79	9.79	0	0
(d)	Financial Institutions/ Banks	0	0	0	0.00	0.00	0	0
(e)	Any Others(Specify)	0	0	0	0.00	0.00	0	0
(e-i)		0	0	0	0.00	0.00	0	0
(e-ii)		0	0	0	0.00	0.00	0	0
								0.00
	Sub Total(A)(1)	268	11549500	0	52.47	52.47	0	0.00
2	Foreign							
a	Individuals (Non-Residents Individuals/ Foreign Individuals)	118	448000	0	2.04	2.04	0	0
b	Bodies Corporate	0	0	0	0.00	0.00	0	0
c	Institutions	0	0	0	0.00	0.00	0	0
d	Qualified Foreign Investor	0	0	0	0.00	0.00	0	0
e	Any Others(Specify)	0	0	0	0.00	0.00	0	0
e-i		0	0	0	0.00	0.00	0	0
e-ii								
	Sub Total(A)(2)	118	448000	0	2.04	2.04	0	0.00
	Total Shareholding of Promoter and	386	11997500	0	54.50	54.50	0	0.00
(B)	Public shareholding							
1	Institutions							
(a)	Mutual Funds/ UTI							
(b)	Financial Institutions/ Banks	5	70000	0	0.32	0.32	0	0.00
(c)	Central Government/ State Government(s)	0	0	0	0.00	0.00	0	0
(d)	Venture Capital Funds	0	0	0	0.00	0.00	0	0
(e)	Insurance Companies	0	0	0	0.00	0.00	0	0
(f)	Foreign Institutional Investors	0	0	0	0.00	0.00	0	0
(g)	Foreign Venture Capital Investors	0	0	0	0.00	0.00	0	0
(h)	Qualified Foreign Investor	0	0	0	0.00	0.00	0	0
(i)	Any Other (specify)	0	0	0	0.00	0.00	0	0
(i-i)		0	0	0	0.00	0.00	0	0
(i-ii)								
	Sub-Total (B)(1)	5	70000	0	0.32	0.32	0	0.00
B 2	Non-institutions							
(a)	Bodies Corporate	104	707200	0	3.21	3.21	0	0
(b)	Individuals				0.00	0.00	0	0
I	Individuals -i. Individual shareholders holding nominal share capital up to Rs 1 lakh	36669	8217400	0	37.33	37.33	0	0
II	ii. Individual shareholders holding nominal share capital in excess of Rs. 1 lakh.	29	1020400	0	4.64	4.64	0	0
(c)	Qualified Foreign Investor	0	0	0	0.00	0.00	0	0
(d)	Any Other (specify)	0	0	0	0.00	0.00	0	0
(d-i)		0	0	0	0.00	0.00	0	0
(d-ii)								
	Sub-Total (B)(2)	36802	9945000	0	45.18	45.18	0	0
(B)	Total Public Shareholding (B)= (B)(1)+(B)(2)	36807	10015000	0	45.50	45.50	0	0
	TOTAL (A)+(B)	37193	22012500	0	100.00	100.00	0	0
(C)	Shares held by Custodians and against which Depository Receipts have been issued							
1	Promoter and Promoter Group	0	0	0	0	0.00	0	0
2	Public	0	0	0	0	0.00	0	0
	Sub-Total (C)	0	0	0	0	0	0	0
	GRAND TOTAL (A)+(B)+(C)	37193	22012500	0	100.00	100.00	0	0.00

Ed. K. Srinivasan



Sr.No	Notes
1	
2	
3	
4	
5	
6	
7	
8	
9	

CS Lakshmi



(1)(b) Statement showing holding of securities (including shares, warrants, convertible securities) of persons belonging to the category "Promoter and Promoter Group"

LIST ENCLOSED

Sr. No.	Name of the shareholder	Details of Shares held			Encumbered shares (*)			Details of warrants			Details of convertible securities		Total shares (including underlying shares assuming full conversion of warrants and convertible securities) as a % of diluted share capital
		Number of shares held	As a % of grand total (A)+(B)+(C)	No.	As a percentage (N)=(M)/(iii)*100	As a % of grand total (A)+(B)+(C) of sub-clause (b)(a)	Number of warrants held	As a % of total number of warrants of the same class	Number of convertible securities held	As a % of total number of convertible securities of the same class			
(i)	(ii)	(iii)	(iv)	(v)	(vi)	(vii)	(viii)	(ix)	(x)	(xi)	(xii)		
1			0.00			0.00							
2			0.00			0.00							
3			0.00			0.00							
4			0.00			0.00							
5			0.00			0.00							
6			0.00			0.00							
7			0.00			0.00							
8			0.00			0.00							
9			0.00			0.00							
10			0.00			0.00							
11			0.00			0.00							
TOTAL		0	0.00	0	#DIV/0!	0.00	0	#DIV/0!	0	#DIV/0!	0		

(*) The term "encumbrance" has the same meaning as assigned to it in regulation 28(3) of the SAST Regulations, 2011

S. K. Reddy




(D)(c)(i) Statement showing holding of securities (including shares, warrants, convertible securities) of persons belonging to the category "Public" and holding more than 1% of the total number of shares

NIL

Sr. No.	Name of the shareholder	Number of shares held	Shares as a percentage of total number of shares {i.e., Grand Total (A)+(B)+(C) indicated in Statement at para (D)(a) above}	Details of warrants		Details of convertible securities		Total shares (including underlying shares assuming full conversion of warrants and convertible securities) as a % of diluted share capital
				Number of warrants held	As a % total number of warrants of the same class	Number of convertible securities held	% w.r.t total number of convertible securities of the same class	
1			0.00		#DIV/0!		#DIV/0!	
2			0.00		#DIV/0!		#DIV/0!	
3			0.00		#DIV/0!		#DIV/0!	
4			0.00		#DIV/0!		#DIV/0!	
5			0.00		#DIV/0!		#DIV/0!	
6			0.00		#DIV/0!		#DIV/0!	
7			0.00		#DIV/0!		#DIV/0!	
8			0.00		#DIV/0!		#DIV/0!	
9			0.00		#DIV/0!		#DIV/0!	
10			0.00		#DIV/0!		#DIV/0!	
TOTAL		0	0.00	0	#DIV/0!	0	#DIV/0!	0

Sharan




(D)(c)(ii) Statement showing holding of securities (including shares, warrants, convertible securities) of persons (together with PAC) belonging to the category "Public" and holding more than 5% of the total number of shares of the company

NIL

Sr. No.	Name(s) of the shareholder(s) and the Persons Acting in Concert (PAC) with them	Number of shares	Shares as a percentage of total number of shares (i.e., Grand Total (A)+(B)+(C) indicated in Statement at para (D)(a) above}	Details of warrants		Details of convertible securities		Total shares (including underlying shares assuming full conversion of warrants and convertible securities) as a % of diluted share capital
				Number of warrants	As a % total number of warrants of the same class	Number of convertible securities held	% w.r.t total number of convertible securities of the same class	
1			0.00		#DIV/0!		#DIV/0!	
2			0.00		#DIV/0!		#DIV/0!	
3			0.00		#DIV/0!		#DIV/0!	
4			0.00		#DIV/0!		#DIV/0!	
5			0.00		#DIV/0!		#DIV/0!	
6			0.00		#DIV/0!		#DIV/0!	
7			0.00		#DIV/0!		#DIV/0!	
8			0.00		#DIV/0!		#DIV/0!	
9			0.00		#DIV/0!		#DIV/0!	
10			0.00		#DIV/0!		#DIV/0!	
TOTAL		0	0.00	0	#DIV/0!	0	#DIV/0!	0

E. J. Prasad



(D)(d) Statement showing details of locked-in shares

NIL

Sr. No.	Name of the shareholder	Number of locked-in shares	Locked-in shares as a percentage of total number of shares (i.e., Grand Total (A)+(B)+(C) indicated in Statement at para (D)(a) above}
1			0.00
2			0.00
3			0.00
4			0.00
5			0.00
6			0.00
7			0.00
8			0.00
9			0.00
TOTAL		0	0.00

28/10/2007



(11)(a) Statement showing details of Depository Receipts (DRs)

NIL

Sr. No.	Type of outstanding DR (ADRs, GDRs, SDRs, etc.)	Number of outstanding DRs	Number of shares underlying outstanding DRs	Shares underlying outstanding DRs as a percentage of total number of shares {i.e., Grand Total (A)+(B)+(C) indicated in Statement at para (1)(a) above}
1				0.00
2				0.00
3				0.00
4				0.00
5				0.00
6				0.00
7				0.00
8				0.00
9				0.00
TOTAL				0.00

S. Narayan



(II)(b) Statement showing holding of Depository Receipts (DRs), where underlying shares held by "promoter/promoter group" are in excess of 1% of the total number of shares

NIL

Sr. No.	Name of the DR Holder	Type of outstanding DR (ADRs, GDRs, SDRs, etc.)	Number of shares underlying outstanding DRs	Shares underlying outstanding DRs as a percentage of total number of shares {i.e., Grand Total (A)+(B)+(C) indicated in Statement at para (I)(a) above}
1				0.00
2				0.00
3				0.00
4				0.00
5				0.00
6				0.00
7				0.00
8				0.00
9				0.00
TOTAL			0	0.00

S. Palani

