

Introductory sub-table (I)(a)

Name of the Company: M/s SHARAT INDUSTRIES LTD

Scrip Code, Name of the scrip, class of security: EQUITY SHARES

Quarter ended: 30TH SEPTEMBER 2013

Partly paid-up shares:- No. of partly paid-up shares paid-up shares As a % of total no. of partly paid-up shares of the company As a % of total no. of shares of the company

| | | | | |
|---------------------------------|----------|----------------|----------|--|
| Held by promoter/promoter group | 0 | #DIV/0! | 0 | |
| Held by public | 0 | #DIV/0! | 0 | |
| Total | 0 | #DIV/0! | 0 | |

Outstanding convertible securities:- No. of outstanding convertible securities As a % of total no. of outstanding convertible securities As a % of total no. of shares of the company, assuming full conversion of the convertible securities

| | | | | |
|---------------------------------|----------|----------------|----------|--|
| Held by promoter/promoter group | 0 | #DIV/0! | 0 | |
| Held by public | 0 | #DIV/0! | 0 | |
| Total | 0 | #DIV/0! | 0 | |

Warrants:- No. of warrants As a % of total no. of warrants As a % of total no. of shares of the company, assuming full conversion of warrants


| | | | | |
|---------------------------------|----------|----------------|----------|--|
| Held by promoter/promoter group | 0 | #DIV/0! | 0 | |
| Held by public | 0 | #DIV/0! | 0 | |
| Total | 0 | #DIV/0! | 0 | |

Total paid-up capital of the company, assuming full conversion of warrants and convertible securities 220125000



| Sr.No | Notes |
|-------|-------|
| 1 | |
| 2 | |
| 3 | |
| 4 | |
| 5 | |
| 6 | |
| 7 | |
| 8 | |
| 9 | |

Handwritten signature



(1)(b) Statement showing holding of securities (including shares, warrants, convertible securities) of persons belonging to the category "Promoter and Promoter Group"

LIST ENCLOSED

| Sr. No. | Name of the shareholder | Details of Shares held | | | Encumbered shares (*) | | | Details of warrants | | | Details of convertible securities | | Total shares (including underlying shares assuming full conversion of warrants and convertible securities) as a % of diluted share capital |
|---------|-------------------------|------------------------|-----------------------------------|-----|------------------------------------|--|-------------------------|--|---------------------------------------|--|-----------------------------------|--|--|
| | | Number of shares held | As a % of grand total (A)+(B)+(C) | No. | As a percentage (VI)=(V)/(III)*100 | As a % of grand total (A)+(B)+(C) of sub-clause (I)(a) | Number of warrants held | As a % of total number of warrants of the same class | Number of convertible securities held | As a % of total number of convertible securities of the same class | | | |
| (i) | (ii) | (iii) | (iv) | (v) | (vi)=(v)/(iii)*100 | (vii) | (viii) | (ix) | (x) | (xi) | (xii) | | |
| 1 | | | 0.00 | | #DIV/0! | 0.00 | #DIV/0! | #DIV/0! | #DIV/0! | #DIV/0! | | | |
| 2 | | | 0.00 | | #DIV/0! | 0.00 | #DIV/0! | #DIV/0! | #DIV/0! | #DIV/0! | | | |
| 3 | | | 0.00 | | #DIV/0! | 0.00 | #DIV/0! | #DIV/0! | #DIV/0! | #DIV/0! | | | |
| 4 | | | 0.00 | | #DIV/0! | 0.00 | #DIV/0! | #DIV/0! | #DIV/0! | #DIV/0! | | | |
| 5 | | | 0.00 | | #DIV/0! | 0.00 | #DIV/0! | #DIV/0! | #DIV/0! | #DIV/0! | | | |
| 6 | | | 0.00 | | #DIV/0! | 0.00 | #DIV/0! | #DIV/0! | #DIV/0! | #DIV/0! | | | |
| 7 | | | 0.00 | | #DIV/0! | 0.00 | #DIV/0! | #DIV/0! | #DIV/0! | #DIV/0! | | | |
| 8 | | | 0.00 | | #DIV/0! | 0.00 | #DIV/0! | #DIV/0! | #DIV/0! | #DIV/0! | | | |
| 9 | | | 0.00 | | #DIV/0! | 0.00 | #DIV/0! | #DIV/0! | #DIV/0! | #DIV/0! | | | |
| 10 | | | 0.00 | | #DIV/0! | 0.00 | #DIV/0! | #DIV/0! | #DIV/0! | #DIV/0! | | | |
| 11 | | | 0.00 | | #DIV/0! | 0.00 | #DIV/0! | #DIV/0! | #DIV/0! | #DIV/0! | | | |
| TOTAL | | 0 | 0.00 | 0 | #DIV/0! | 0.00 | 0 | #DIV/0! | 0 | #DIV/0! | 0 | | |

(*) The term "encumbrance" has the same meaning as assigned to it in regulation 28(3) of the SAST Regulations, 2011

[Handwritten Signature]




(D)(c)(i) Statement showing holding of securities (including shares, warrants, convertible securities) of persons belonging to the category "Public" and holding more than 1% of the total number of shares

NIL

| Sr. No. | Name of the shareholder | Number of shares held | Shares as a percentage of total number of shares {i.e., Grand Total (A)+(B)+(C) indicated in Statement at para (I)(a) above} | Details of warrants | | Details of convertible securities | | Total shares (including underlying shares assuming full conversion of warrants and convertible securities) as a % of diluted share capital |
|--------------|-------------------------|-----------------------|--|-------------------------|---|---------------------------------------|--|--|
| | | | | Number of warrants held | As a % total number of warrants of the same class | Number of convertible securities held | % w.r.t total number of convertible securities of the same class | |
| 1 | | | 0.00 | | #DIV/0! | | #DIV/0! | |
| 2 | | | 0.00 | | #DIV/0! | | #DIV/0! | |
| 3 | | | 0.00 | | #DIV/0! | | #DIV/0! | |
| 4 | | | 0.00 | | #DIV/0! | | #DIV/0! | |
| 5 | | | 0.00 | | #DIV/0! | | #DIV/0! | |
| 6 | | | 0.00 | | #DIV/0! | | #DIV/0! | |
| 7 | | | 0.00 | | #DIV/0! | | #DIV/0! | |
| 8 | | | 0.00 | | #DIV/0! | | #DIV/0! | |
| 9 | | | 0.00 | | #DIV/0! | | #DIV/0! | |
| 10 | | | 0.00 | | #DIV/0! | | #DIV/0! | |
| TOTAL | | 0 | 0.00 | 0 | #DIV/0! | 0 | #DIV/0! | 0 |

S. Manoj




(D)(c)(ii) Statement showing holding of securities (including shares, warrants, convertible securities) of persons (together with PAC) belonging to the category "Public" and holding more than 5% of the total number of shares of the company

NIL

| Sr. No. | Name(s) of the shareholder(s) and the Persons Acting in Concert (PAC) with them | Number of shares | Shares as a percentage of total number of shares f.e., Grand Total (A)+(B)+(C) indicated in Statement at para (D)(a) above} | Details of warrants | | Details of convertible securities | | Total shares (including underlying shares assuming full conversion of warrants and convertible securities) as a % of diluted share capital |
|---------|---|------------------|--|---------------------|---|---------------------------------------|--|--|
| | | | | Number of warrants | As a % total number of warrants of the same class | Number of convertible securities held | % w.r.t total number of convertible securities of the same class | |
| 1 | | | 0.00 | | #DIV/0! | | #DIV/0! | |
| 2 | | | 0.00 | | #DIV/0! | | #DIV/0! | |
| 3 | | | 0.00 | | #DIV/0! | | #DIV/0! | |
| 4 | | | 0.00 | | #DIV/0! | | #DIV/0! | |
| 5 | | | 0.00 | | #DIV/0! | | #DIV/0! | |
| 6 | | | 0.00 | | #DIV/0! | | #DIV/0! | |
| 7 | | | 0.00 | | #DIV/0! | | #DIV/0! | |
| 8 | | | 0.00 | | #DIV/0! | | #DIV/0! | |
| 9 | | | 0.00 | | #DIV/0! | | #DIV/0! | |
| 10 | | | 0.00 | | #DIV/0! | | #DIV/0! | |
| TOTAL | | 0 | 0.00 | 0 | #DIV/0! | 0 | #DIV/0! | 0 |

C. S. Narayan



(D)(d) Statement showing details of locked-in shares.

NIL

| Sr. No. | Name of the shareholder | Number of locked-in shares | Locked-in shares as a percentage of total number of shares (i.e., Grand Total (A)+(B)+(C) indicated in Statement at para (I)(a) above) |
|---------|-------------------------|----------------------------|--|
| 1 | | | 0.00 |
| 2 | | | 0.00 |
| 3 | | | 0.00 |
| 4 | | | 0.00 |
| 5 | | | 0.00 |
| 6 | | | 0.00 |
| 7 | | | 0.00 |
| 8 | | | 0.00 |
| 9 | | | 0.00 |
| TOTAL | | 0 | 0.00 |

S. Srinivasan




(1D)(a) Statement showing details of Depository Receipts (DRs)

NIL

| Sr. No. | Type of outstanding DR (ADRs, GDRs, SDRs, etc.) | Number of outstanding DRs | Number of shares underlying outstanding DRs | Shares underlying outstanding DRs as a percentage of total number of shares {i.e., Grand Total (A)+(B)+(C) indicated in Statement at para (1)(a) above} |
|---------|--|------------------------------|--|--|
| 1 | | | | 0.00 |
| 2 | | | | 0.00 |
| 3 | | | | 0.00 |
| 4 | | | | 0.00 |
| 5 | | | | 0.00 |
| 6 | | | | 0.00 |
| 7 | | | | 0.00 |
| 8 | | | | 0.00 |
| 9 | | | | |
| TOTAL | | 0 | 0 | 0.00 |

[Handwritten Signature]




(11)(b) Statement showing holding of Depository Receipts (DRs), where underlying shares held by "promoter/promoter group" are in excess of 1% of the total number of shares

NIL

| Sr. No. | Name of the DR Holder | Type of outstanding DR (ADRs, GDRs, SDRs, etc.) | Number of shares underlying outstanding DRs | Shares underlying outstanding DRs as a percentage of total number of shares {i.e., Grand Total (A)+(B)+(C) indicated in Statement at para (I)(a) above} |
|---------|-----------------------|---|---|---|
| 1 | | | | 0.00 |
| 2 | | | | 0.00 |
| 3 | | | | 0.00 |
| 4 | | | | 0.00 |
| 5 | | | | 0.00 |
| 6 | | | | 0.00 |
| 7 | | | | 0.00 |
| 8 | | | | 0.00 |
| 9 | | | | 0.00 |
| TOTAL | | | 0 | 0.00 |

E. S. Prasad



Statement Showing Shareholding Pattern

| Category code | Category of Shareholder | Table (I)(a) | | | | Total shareholding as a percentage of total number of shares | | Shares Pledged or otherwise encumbered | |
|---------------|---|------------------------|------------------------|--|---------------------------------------|--|------------------|--|------------------------|
| | | Number of Shareholders | Total number of shares | Number of shares held in dematerialized form | As a percentage of (A+B) ¹ | As a percentage of (A+B+C) | Number of shares | As a percentage | |
| | | | | | | | | | (IX) = (VIII)/(IV)*100 |
| (I) | (II) | (III) | (IV) | (V) | (VI) | (VII) | (VIII) | (IX) | |
| (A) | Shareholding of Promoter and Promoter | | | | | | | | |
| 1 | Indian | | | | | | | | |
| (a) | Individuals/ Hindu Undivided Family | 265 | 9393800 | 0 | 42.67 | 42.67 | 0 | 0.00 | |
| (b) | Central Government/ State Government(s) | 0 | 0 | 0 | 0.00 | 0.00 | 0 | 0 | |
| (c) | Bodies Corporate | 3 | 2155700 | | 9.79 | 9.79 | 0 | 0 | |
| (d) | Financial Institutions/ Banks | 0 | 0 | 0 | 0.00 | 0.00 | 0 | 0 | |
| (e) | Any Others(Specify) | 0 | 0 | 0 | 0.00 | 0.00 | 0 | 0 | |
| (e-i) | | 0 | 0 | 0 | 0.00 | 0.00 | 0 | 0 | |
| (e-ii) | | 0 | 0 | 0 | 0.00 | 0.00 | 0 | 0 | |
| | | | | | | | | 0.00 | |
| | Sub Total(A)(1) | 268 | 11549500 | 0 | 52.47 | 52.47 | 0 | 0.00 | |
| 2 | Foreign | | | | | | | | |
| a | Individuals (Non-Residents Individuals/ Foreign Individuals) | 118 | 448000 | 0 | 2.04 | 2.04 | 0 | 0 | |
| b | Bodies Corporate | 0 | 0 | 0 | 0.00 | 0.00 | 0 | 0 | |
| c | Institutions | 0 | 0 | 0 | 0.00 | 0.00 | 0 | 0 | |
| d | Qualified Foreign Investor | 0 | 0 | 0 | 0.00 | 0.00 | 0 | 0 | |
| e | Any Others(Specify) | 0 | 0 | 0 | 0.00 | 0.00 | 0 | 0 | |
| e-i | | 0 | 0 | 0 | 0.00 | 0.00 | 0 | 0 | |
| e-ii | | | | | | | | | |
| | Sub Total(A)(2) | 118 | 448000 | 0 | 2.04 | 2.04 | 0 | 0.00 | |
| | Total Shareholding of Promoter and | 386 | 11997500 | 0 | 54.50 | 54.50 | 0 | 0.00 | |
| (B) | Public shareholding | | | | | | | | |
| 1 | Institutions | | | | | | | | |
| (a) | Mutual Funds/ UTI | | | | | | | | |
| (b) | Financial Institutions/ Banks | 5 | 70000 | 0 | 0.32 | 0.32 | 0 | 0.00 | |
| (c) | Central Government/ State Government(s) | 0 | 0 | 0 | 0.00 | 0.00 | 0 | 0 | |
| (d) | Venture Capital Funds | 0 | 0 | 0 | 0.00 | 0.00 | 0 | 0 | |
| (e) | Insurance Companies | 0 | 0 | 0 | 0.00 | 0.00 | 0 | 0 | |
| (f) | Foreign Institutional Investors | 0 | 0 | 0 | 0.00 | 0.00 | 0 | 0 | |
| (g) | Foreign Venture Capital Investors | 0 | 0 | 0 | 0.00 | 0.00 | 0 | 0 | |
| (h) | Qualified Foreign Investor | 0 | 0 | 0 | 0.00 | 0.00 | 0 | 0 | |
| (i) | Any Other (specify) | 0 | 0 | 0 | 0.00 | 0.00 | 0 | 0 | |
| (i-i) | | 0 | 0 | 0 | 0.00 | 0.00 | 0 | 0 | |
| (i-ii) | | | | | | | | | |
| | Sub-Total (B)(1) | 5 | 70000 | 0 | 0.32 | 0.32 | 0 | 0.00 | |
| B 2 | Non-institutions | | | | | | | | |
| (a) | Bodies Corporate | 104 | 707200 | 0 | 3.21 | 3.21 | 0 | 0 | |
| (b) | Individuals | | | | 0.00 | 0.00 | 0 | 0 | |
| I | Individuals -i. Individual shareholders holding nominal share capital up to Rs 1 lakh | 36677 | 8217400 | 0 | 37.33 | 37.33 | 0 | 0 | |
| II | ii. Individual shareholders holding nominal share capital in excess of Rs. 1 lakh. | 29 | 1020400 | 0 | 4.64 | 4.64 | 0 | 0 | |
| (c) | Qualified Foreign Investor | 0 | 0 | 0 | 0.00 | 0.00 | 0 | 0 | |
| (d) | Any Other (specify) | 0 | 0 | 0 | 0.00 | 0.00 | 0 | 0 | |
| (d-i) | | 0 | 0 | 0 | 0.00 | 0.00 | 0 | 0 | |
| (d-ii) | | | | | | | | | |
| | Sub-Total (B)(2) | 36810 | 9945000 | 0 | 45.18 | 45.18 | 0 | 0 | |
| (B) | Total Public Shareholding (B)= (B)(1)+(B)(2) | 36815 | 10015000 | 0 | 45.50 | 45.50 | 0 | 0 | |
| | TOTAL (A)+(B) | 37201 | 22012500 | 0 | 100.00 | 100.00 | 0 | 0 | |
| (C) | Shares held by Custodians and against which Depository Receipts have been issued | | | | | | | | |
| 1 | Promoter and Promoter Group | 0 | 0 | 0 | 0 | 0.00 | 0 | 0 | |
| 2 | Public | 0 | 0 | 0 | 0 | 0.00 | 0 | 0 | |
| | Sub-Total (C) | 0 | 0 | 0 | 0 | 0 | 0 | 0 | |
| | GRAND TOTAL (A)+(B)+(C) | 37201 | 22012500 | 0 | 100.00 | 100.00 | 0 | 0.00 | |

C. K. Rao

